

TESDA

RECEIVED BY: *FT*
 DATE: *3-28-22*
 TIME: *3:10*

FAR No. 2

SUMMARY OF APPROVED BUDGET, UTILIZATIONS, DISBURSEMENTS AND BALANCES BY OBJECT OF EXPENDITURES
 (For Off-Budgetary Funds)
 As at the Quarter Ending December 31, 2021

FAR No. 2

Department : Department of Trade and Industry (DTI)
 Agency/Entity : Technical Education and Skills Development Authority
 Operating Unit : CONSOLIDATED REPORT
 Organization Code (UACS) : 22 009 0100000
 Fund Cluster : 06 Business Related Funds

	Approved Budget			Utilizations					Disbursements					Balances		
	Approved Budgeted Revenue	Adjustments (Reductions, Modifications/Augmentations)	Adjusted Budgeted Revenue	1st Quarter	2nd Quarter	3rd Quarter	4th Quarter	Total	1st Quarter	2nd Quarter	3rd Quarter	4th Quarter	Total	Unutilized Budget	Unpaid Utilizations	
				Ending March 31	Ending June 30	Ending Sept. 30	Ending Dec. 31		Ending March 31	Ending June 30	Ending Sept. 30	Ending Dec. 31			Due and Demandable/Accounts Payable	Not Yet Due and Demandable
3	4	5=[3+(-)4]	6	7	8	9	10=(6+7+8+9)	11	12	13	14	15=(11+12+13+14)	16=(5-10)	17	18	
SUMMARY:																
GRAND TOTAL	946,789,110.77	449,989,673.18	1,396,778,783.95	195,336,246.71	261,872,612.59	325,724,557.06	514,714,436.33	1,297,647,852.69	193,075,645.79	260,261,256.90	321,019,552.18	499,799,768.10	1,274,156,222.97	99,130,931.26	7,425,595.22	16,066,034.50
PS	-	-	-	-	-	-	-	-	-	-	-	-	-	-	-	-
MOOE	911,219,242.94	432,217,565.27	1,343,436,808.21	190,939,528.54	254,183,143.01	315,033,789.24	494,375,158.50	1,254,531,619.29	188,858,531.24	253,562,098.76	311,290,787.69	479,638,230.91	1,233,349,648.60	88,905,188.92	7,425,595.22	13,756,375.47
CO	35,567,217.83	17,774,757.91	53,341,975.74	4,394,068.17	7,692,119.58	10,690,767.82	20,339,277.83	43,116,233.40	4,214,464.55	6,701,808.14	9,728,764.49	20,161,537.19	40,806,574.37	10,225,742.34	-	2,309,659.03
Fin Exp	2,650.00	(2,650.00)	-	2,650.00	(2,650.00)	-	-	-	2,650.00	(2,650.00)	-	-	-	-	-	-
Central Office	16,300,000.00	-	16,300,000.00	1,469,010.86	1,018,776.72	1,546,517.68	2,484,597.99	6,518,903.25	1,469,010.86	1,018,776.72	1,546,517.68	2,484,597.99	6,518,903.25	9,781,096.75	-	-
PS	-	-	-	-	-	-	-	-	-	-	-	-	-	-	-	-
MOOE	11,900,000.00	-	11,900,000.00	1,469,010.86	1,018,776.72	1,546,517.68	1,961,375.99	5,995,681.25	1,469,010.86	1,018,776.72	1,546,517.68	1,961,375.99	5,995,681.25	5,904,318.75	-	-
CO	4,400,000.00	-	4,400,000.00	-	-	-	523,222.00	523,222.00	-	-	-	523,222.00	523,222.00	3,876,778.00	-	-
NCR (Consolidated)	60,473,285.88	(582,061.86)	59,891,224.02	8,235,962.11	7,245,004.46	10,938,828.76	18,293,214.93	44,713,010.26	8,094,200.37	7,758,408.68	9,993,948.70	17,713,976.03	43,560,533.78	15,178,213.76	-	1,152,476.48
PS	-	-	-	-	-	-	-	-	-	-	-	-	-	-	-	-
MOOE	51,941,261.28	2,146,577.45	54,087,838.73	7,471,071.34	6,727,099.20	10,556,565.96	17,866,291.30	42,621,027.80	7,318,998.22	7,540,108.86	9,355,634.23	17,301,120.04	41,515,861.35	11,466,810.93	-	1,105,166.45
CO	8,532,024.60	(2,728,639.31)	5,803,385.29	764,890.77	517,905.26	382,262.80	426,923.63	2,091,982.46	775,202.15	218,299.82	638,314.47	412,855.99	2,044,672.43	3,711,402.83	-	47,310.03
CAR (Consolidated)	4,368,170.83	61,561,023.89	65,929,194.72	8,003,478.20	6,910,603.99	8,728,390.53	24,077,966.99	47,720,439.71	7,466,283.74	7,184,968.42	7,663,891.97	24,342,233.90	46,657,378.03	18,208,755.01	-	1,063,061.68
PS	-	-	-	-	-	-	-	-	-	-	-	-	-	-	-	-
MOOE	3,460,664.18	58,268,774.89	61,729,439.07	7,525,022.20	6,237,315.99	8,411,570.53	23,237,159.99	45,411,068.71	7,056,327.74	6,443,180.42	7,347,071.97	23,501,426.90	44,348,007.03	16,318,370.36	-	1,063,061.68
CO	907,506.65	3,292,249.00	4,199,755.65	478,456.00	673,288.00	316,820.00	840,807.00	2,309,371.00	409,956.00	741,788.00	316,820.00	840,807.00	2,309,371.00	1,890,384.65	-	-
CAR (RO)	4,082,136.28	44,524,157.81	48,606,294.09	5,756,223.21	5,206,476.57	4,487,513.54	17,223,120.00	32,673,333.32	5,603,423.21	5,359,276.57	4,487,513.54	17,223,120.00	32,673,333.32	15,932,960.77	-	-
PS	-	-	-	-	-	-	-	-	-	-	-	-	-	-	-	-
MOOE	3,434,228.14	42,181,908.81	45,616,136.95	5,277,767.21	4,533,188.57	4,395,093.54	16,754,313.00	30,960,362.32	5,193,467.21	4,617,488.57	4,395,093.54	16,754,313.00	30,960,362.32	14,655,774.63	-	-
CO	647,908.14	2,342,249.00	2,990,157.14	478,456.00	673,288.00	92,420.00	468,807.00	1,712,971.00	409,956.00	741,788.00	92,420.00	468,807.00	1,712,971.00	1,277,186.14	-	-
Baguio City School of Arts and Trades	286,034.55	17,036,866.08	17,322,900.63	2,247,254.99	1,704,127.42	4,240,876.99	6,854,846.99	15,047,106.39	1,862,860.53	1,825,691.85	3,176,378.43	7,119,113.90	13,984,044.71	2,275,794.24	-	1,063,061.68
PS	-	-	-	-	-	-	-	-	-	-	-	-	-	-	-	-
MOOE	26,436.04	16,086,866.08	16,113,302.12	2,247,254.99	1,704,127.42	4,016,476.99	6,482,846.99	14,450,706.39	1,862,860.53	1,825,691.85	2,951,978.43	6,747,113.90	13,387,644.71	1,662,595.73	-	1,063,061.68
CO	259,598.51	950,000.00	1,209,598.51	-	-	224,400.00	372,000.00	596,400.00	-	-	224,400.00	372,000.00	596,400.00	613,198.51	-	-
REGION 1 (Consolidated)	75,421,317.53	39,694,019.88	115,115,337.41	15,470,310.66	24,883,596.30	30,671,054.70	44,090,375.75	115,115,337.41	15,470,310.66	24,883,596.30	30,671,054.70	44,021,223.30	115,046,184.96	-	69,152.45	-
PS	-	-	-	-	-	-	-	-	-	-	-	-	-	-	-	-
MOOE	70,794,405.53	35,068,780.09	105,863,185.62	14,614,132.66	24,045,508.30	29,794,834.60	37,408,710.06	105,863,185.62	14,614,132.66	24,045,508.30	29,794,834.60	37,339,557.61	105,794,033.17	-	69,152.45	-
CO	4,626,912.00	4,625,239.79	9,252,151.79	856,178.00	838,088.00	876,220.10	6,681,665.69	9,252,151.79	856,178.00	838,088.00	876,220.10	6,681,665.69	9,252,151.79	-	-	-
REGION 1 (RO)	-	35,988,208.93	35,988,208.93	5,399,278.37	6,606,863.19	10,192,045.17	13,790,022.20	35,988,208.93	5,399,278.37	6,606,863.19	10,192,045.17	13,790,022.20	35,988,208.93	-	-	-
PS	-	-	-	-	-	-	-	-	-	-	-	-	-	-	-	-
MOOE	-	31,868,440.89	31,868,440.89	5,017,038.37	6,571,223.19	9,621,813.07	10,658,366.26	31,868,440.89	5,017,038.37	6,571,223.19	9,621,813.07	10,658,366.26	31,868,440.89	-	-	-
CO	-	4,119,768.04	4,119,768.04	382,240.00	35,640.00	570,232.10	3,131,655.94	4,119,768.04	382,240.00	35,640.00	570,232.10	3,131,655.94	4,119,768.04	-	-	-
Bangui Institute of Technology	-	3,705,810.95	3,705,810.95	525,332.61	603,543.12	450,933.85	2,126,001.37	3,705,810.95	525,332.61	603,543.12	450,933.85	2,126,001.37	3,705,810.95	-	-	-
PS	-	-	-	-	-	-	-	-	-	-	-	-	-	-	-	-
MOOE	-	3,200,339.20	3,200,339.20	377,332.61	603,543.12	394,945.85	1,824,517.62	3,200,339.20	377,332.61	603,543.12	394,945.85	1,824,517.62	3,200,339.20	-	-	-
CO	-	505,471.75	505,471.75	148,000.00	-	55,988.00	301,483.75	505,471.75	148,000.00	-	55,988.00	301,483.75	505,471.75	-	-	-
Marcos Agro-Industrial School	10,782,044.83	-	10,782,044.83	1,556,715.08	1,302,101.99	1,357,585.10	6,565,642.66	10,782,044.83	1,556,715.08	1,302,101.99	1,357,585.10	6,565,642.66	10,782,044.83	-	-	-
PS	-	-	-	-	-	-	-	-	-	-	-	-	-	-	-	-
MOOE	7,950,562.83	-	7,950,562.83	1,315,987.08	979,353.99	1,357,585.10	4,297,636.66	7,950,562.83	1,315,987.08	979,353.99	1,357,585.10	4,297,636.66	7,950,562.83	-	-	-
CO	2,831,482.00	-	2,831,482.00	240,728.00	322,748.00	CONSO	2,268,006.00	2,831,482.00	240,728.00	322,748.00	2,268,006.00	2,268,006.00	2,831,482.00	-	-	-

T E S D A 6

RECEIVED BY: *[Signature]*
 DATE: 3-28-22
 TIME: 3:00

SUMMARY OF APPROVED BUDGET, UTILIZATIONS, DISBURSEMENTS AND BALANCES BY OBJECT OF EXPENDITURES
 (For Off- Budgetary Funds)
 As at the Quarter Ending December 31, 2021

FAR No. 2

Department : Department of Trade and Industry (DTI)
 Agency/Entity : Technical Education and Skills Development Authority
 Operating Unit : CONSOLIDATED REPORT
 Organization Code (UACS) : 22 009 0100000
 Fund Cluster : 06 Business Related Funds

	Approved Budget			Utilizations					Disbursements					Balances		
	Approved Budgeted Revenue	Adjustments (Reductions, Modifications/ Augmentations)	Adjusted Budgeted Revenue	1st Quarter	2nd Quarter	3rd Quarter	4th Quarter	Total	1st Quarter	2nd Quarter	3rd Quarter	4th Quarter	Total	Unutilized Budget	Unpaid Utilizations	
				Ending March 31	Ending June 30	Ending Sept. 30	Ending Dec. 31		Ending March 31	Ending June 30	Ending Sept. 30	Ending Dec. 31			Due and Demandable/ Accounts Payable	Not Yet Due and Demandable
3	4	5=[3+(-)4]	6	7	8	9	10=(6+7+8+9)	11	12	13	14	15=(11+12+13+14)	16=(5-10)	17	18	
Luciano Milan Memorial School of Arts	16,918,476.15	-	16,918,476.15	2,705,732.07	4,803,007.67	4,268,262.33	5,141,474.08	16,918,476.15	2,705,732.07	4,803,007.67	4,268,262.33	5,072,321.63	16,849,323.70	-	69,152.45	-
PS	-	-	-	-	-	-	-	-	-	-	-	-	-	-	-	-
MOOE	15,123,046.15	-	15,123,046.15	2,620,522.07	4,323,307.67	4,018,262.33	4,160,954.08	15,123,046.15	2,620,522.07	4,323,307.67	4,018,262.33	4,091,801.63	15,053,893.70	-	69,152.45	-
CO	1,795,430.00	-	1,795,430.00	85,210.00	479,700.00	250,000.00	980,520.00	1,795,430.00	85,210.00	479,700.00	250,000.00	980,520.00	1,795,430.00	-	-	-
Pangasinan Technological Institute	10,277,489.76	-	10,277,489.76	1,515,518.00	1,902,155.45	2,502,255.51	4,357,560.80	10,277,489.76	1,515,518.00	1,902,155.45	2,502,255.51	4,357,560.80	10,277,489.76	-	-	-
PS	-	-	-	-	-	-	-	-	-	-	-	-	-	-	-	-
MOOE	10,277,489.76	-	10,277,489.76	1,515,518.00	1,902,155.45	2,502,255.51	4,357,560.80	10,277,489.76	1,515,518.00	1,902,155.45	2,502,255.51	4,357,560.80	10,277,489.76	-	-	-
CO	-	-	-	-	-	-	-	-	-	-	-	-	-	-	-	-
Pangasinan School of Arts and Trades	37,443,306.79	-	37,443,306.79	3,767,734.53	9,665,924.88	11,899,972.74	12,109,674.64	37,443,306.79	3,767,734.53	9,665,924.88	11,899,972.74	12,109,674.64	37,443,306.79	-	-	-
PS	-	-	-	-	-	-	-	-	-	-	-	-	-	-	-	-
MOOE	37,443,306.79	-	37,443,306.79	3,767,734.53	9,665,924.88	11,899,972.74	12,109,674.64	37,443,306.79	3,767,734.53	9,665,924.88	11,899,972.74	12,109,674.64	37,443,306.79	-	-	-
CO	-	-	-	-	-	-	-	-	-	-	-	-	-	-	-	-
REGION 2 (Consolidated)	67,645,860.38	23,472,995.08	91,118,855.46	12,849,723.37	14,447,831.29	19,204,939.57	34,202,510.35	80,705,004.58	12,849,723.37	14,447,831.29	19,204,939.57	33,265,514.42	79,768,008.65	10,413,850.88	-	936,995.93
PS	-	-	-	-	-	-	-	-	-	-	-	-	-	-	-	-
MOOE	60,375,700.00	16,597,002.06	76,972,702.06	11,500,136.97	12,499,850.09	15,314,102.57	27,249,094.27	66,563,183.90	11,500,136.97	12,499,850.09	15,314,102.57	26,312,098.34	65,626,187.97	10,409,518.16	-	936,995.93
CO	7,270,160.38	6,875,993.02	14,146,153.40	1,349,586.40	1,947,981.20	3,890,837.00	6,953,416.08	14,141,820.68	1,349,586.40	1,947,981.20	3,890,837.00	6,953,416.08	14,141,820.68	4,332.72	-	-
REGION 2 (RO)	7,750,000.00	6,675,000.00	14,425,000.00	1,872,148.94	3,041,981.60	2,778,952.54	4,901,029.49	12,594,112.57	1,872,148.94	3,041,981.60	2,778,952.54	4,901,029.49	12,594,112.57	1,830,887.43	-	-
PS	-	-	-	-	-	-	-	-	-	-	-	-	-	-	-	-
MOOE	7,750,000.00	6,675,000.00	14,425,000.00	1,872,148.94	3,041,981.60	2,778,952.54	4,901,029.49	12,594,112.57	1,872,148.94	3,041,981.60	2,778,952.54	4,901,029.49	12,594,112.57	1,830,887.43	-	-
CO	-	-	-	-	-	-	-	-	-	-	-	-	-	-	-	-
Aparri Polytechnic Institute	12,500,000.00	-	12,500,000.00	2,131,998.01	1,961,265.15	1,062,222.03	2,637,312.30	7,792,797.49	2,131,998.01	1,961,265.15	1,062,222.03	2,637,312.30	7,792,797.49	4,707,202.51	-	-
PS	-	-	-	-	-	-	-	-	-	-	-	-	-	-	-	-
MOOE	12,500,000.00	-	12,500,000.00	2,131,998.01	1,961,265.15	1,062,222.03	2,637,312.30	7,792,797.49	2,131,998.01	1,961,265.15	1,062,222.03	2,637,312.30	7,792,797.49	4,707,202.51	-	-
CO	-	-	-	-	-	-	-	-	-	-	-	-	-	-	-	-
Lasam Institute of Technology	6,780,000.00	4,155,967.44	10,935,967.44	1,205,882.46	1,178,552.06	2,341,917.71	2,351,292.11	7,077,644.34	1,205,882.46	1,178,552.06	2,341,917.71	2,351,292.11	7,077,644.34	3,858,323.10	-	-
PS	-	-	-	-	-	-	-	-	-	-	-	-	-	-	-	-
MOOE	6,780,000.00	4,155,967.44	10,935,967.44	1,205,882.46	1,178,552.06	2,341,917.71	2,351,292.11	7,077,644.34	1,205,882.46	1,178,552.06	2,341,917.71	2,351,292.11	7,077,644.34	3,858,323.10	-	-
CO	-	-	-	-	-	-	-	-	-	-	-	-	-	-	-	-
Isabela School of Arts and Trades	21,589,367.38	3,236,191.44	24,825,558.82	3,819,242.11	3,660,115.62	5,672,093.88	11,674,107.21	24,825,558.82	3,819,242.11	3,660,115.62	5,672,093.88	10,926,084.10	24,077,535.71	-	-	748,023.11
PS	-	-	-	-	-	-	-	-	-	-	-	-	-	-	-	-
MOOE	20,677,200.00	2,814,307.82	23,491,507.82	3,819,242.11	3,597,875.62	5,564,137.88	10,510,252.21	23,491,507.82	3,819,242.11	3,597,875.62	5,564,137.88	9,762,229.10	22,743,484.71	-	-	748,023.11
CO	912,167.38	421,883.62	1,334,051.00	-	62,240.00	107,956.00	1,163,855.00	1,334,051.00	-	62,240.00	107,956.00	1,163,855.00	1,334,051.00	-	-	-
Southern Isabela College of Arts and Tra	17,026,493.00	7,099,500.00	24,125,993.00	3,319,708.91	2,589,792.46	6,744,267.73	11,454,786.06	24,108,555.16	3,319,708.91	2,589,792.46	6,744,267.73	11,454,786.06	24,108,555.16	17,437.84	-	-
PS	-	-	-	-	-	-	-	-	-	-	-	-	-	-	-	-
MOOE	11,168,500.00	1,318,500.00	12,487,000.00	2,069,122.51	1,778,160.66	2,961,386.73	5,665,224.98	12,473,894.88	2,069,122.51	1,778,160.66	2,961,386.73	5,665,224.98	12,473,894.88	13,105.12	-	-
CO	5,857,993.00	5,781,000.00	11,638,993.00	1,250,586.40	811,631.80	3,782,881.00	5,789,561.08	11,634,660.28	1,250,586.40	811,631.80	3,782,881.00	5,789,561.08	11,634,660.28	4,332.72	-	-
Kasibu National Agricultural School	2,000,000.00	2,306,336.20	4,306,336.20	500,742.94	2,016,124.40	605,485.68	1,183,983.18	4,306,336.20	500,742.94	2,016,124.40	605,485.68	995,010.36	4,117,363.38	-	-	188,972.82
PS	-	-	-	-	-	-	-	-	-	-	-	-	-	-	-	-
MOOE	1,500,000.00	1,633,226.80	3,133,226.80	401,742.94	942,015.00	605,485.68	1,183,983.18	3,133,226.80	401,742.94	942,015.00	605,485.68	995,010.36	2,944,253.98	-	-	188,972.82
CO	500,000.00	673,109.40	1,173,109.40	99,000.00	1,074,109.40	-	-	1,173,109.40	99,000.00	1,074,109.40	-	-	1,173,109.40	-	-	-
REGION 3 (CONSOLIDATION)	43,043,000.00	23,293,202.22	66,336,202.22	9,759,413.49	15,444,493.99	25,415,967.59	25,247,052.78	64,966,630.95	9,259,413.49	15,944,493.99	13,961,667.69	25,708,495.72	64,874,070.89	1,369,571.27	92,560.06	-

7-11
3-28-22
3:10

SUMMARY OF APPROVED BUDGET, UTILIZATIONS, DISBURSEMENTS AND BALANCES BY OBJECT OF EXPENDITURES
(For Off- Budgetary Funds)
As at the Quarter Ending December 31, 2021

Department : Department of Trade and Industry (DTI)
Agency/Entity : Technical Education and Skills Development Authority
Operating Unit : CONSOLIDATED REPORT
Organization Code (UACS) : 22 009 0100000
Fund Cluster : 06 Business Related Funds

	Approved Budget			Utilizations					Disbursements					Balances		
	Approved Budgeted Revenue	Adjustments (Reductions, Modifications/ Augmentations)	Adjusted Budgeted Revenue	1st Quarter	2nd Quarter	3rd Quarter	4th Quarter	Total	1st Quarter	2nd Quarter	3rd Quarter	4th Quarter	Total	Unutilized Budget	Unpaid Utilizations	
				Ending March 31	Ending June 30	Ending Sept. 30	Ending Dec. 31		Ending March 31	Ending June 30	Ending Sept. 30	Ending Dec. 31			Due and Demandable/ Accounts Payable	Not Yet Due and Demandable
3	4	5=[3+(-)4]	6	7	8	9	10=(6+7+8+9)	11	12	13	14	15=(11+12+13+14)	16=(5-10)	17	18	
PS	-	-	-	-	-	-	-	-	-	-	-	-	-	-	-	-
MOOE	43,043,000.00	23,293,202.22	66,336,202.22	9,759,413.49	15,444,493.99	14,415,667.69	25,347,055.78	64,966,630.95	9,259,413.49	15,944,493.99	13,961,667.69	25,708,495.72	64,874,070.89	1,369,571.27	92,560.06	-
CO	-	-	-	-	-	-	-	-	-	-	-	-	-	-	-	-
REGION 3 (RO)	40,811,000.00	1,680,000.00	42,491,000.00	4,985,374.75	11,975,086.84	8,111,788.49	17,411,885.74	42,484,135.82	4,985,374.75	11,975,086.84	8,111,788.49	17,411,885.74	42,484,135.82	6,864.18	-	-
PS	-	-	-	-	-	-	-	-	-	-	-	-	-	-	-	-
MOOE	40,811,000.00	1,680,000.00	42,491,000.00	4,985,374.75	11,975,086.84	8,111,788.49	17,411,885.74	42,484,135.82	4,985,374.75	11,975,086.84	8,111,788.49	17,411,885.74	42,484,135.82	6,864.18	-	-
CO	-	-	-	-	-	-	-	-	-	-	-	-	-	-	-	-
Gonzalo Puyat School of Arts and Trades	1,232,000.00	9,260,379.22	10,492,379.22	2,158,835.81	1,375,401.83	2,464,468.36	3,130,966.13	9,129,672.13	2,158,835.81	1,375,401.83	2,464,468.36	3,130,966.13	9,129,672.13	1,362,707.09	-	-
PS	-	-	-	-	-	-	-	-	-	-	-	-	-	-	-	-
MOOE	1,232,000.00	9,260,379.22	10,492,379.22	2,158,835.81	1,375,401.83	2,464,468.36	3,130,966.13	9,129,672.13	2,158,835.81	1,375,401.83	2,464,468.36	3,130,966.13	9,129,672.13	1,362,707.09	-	-
CO	-	-	-	-	-	-	-	-	-	-	-	-	-	-	-	-
Concepcion Vocational School	1,000,000.00	12,352,823.00	13,352,823.00	2,615,202.93	2,094,005.32	3,839,410.84	4,804,203.91	13,352,823.00	2,115,202.93	2,594,005.32	3,385,410.84	5,165,643.85	13,260,262.94	-	92,560.06	-
PS	-	-	-	-	-	-	-	-	-	-	-	-	-	-	-	-
MOOE	1,000,000.00	12,352,823.00	13,352,823.00	2,615,202.93	2,094,005.32	3,839,410.84	4,804,203.91	13,352,823.00	2,115,202.93	2,594,005.32	3,385,410.84	5,165,643.85	13,260,262.94	-	92,560.06	-
CO	-	-	-	-	-	-	-	-	-	-	-	-	-	-	-	-
REGION 4A (CONSOLIDATION)	25,261,058.47	66,905,836.06	92,166,894.53	11,838,855.20	18,972,630.31	24,208,706.65	36,578,785.96	91,598,978.12	12,013,624.71	18,870,808.60	23,962,568.45	34,009,486.34	88,856,488.10	567,916.41	-	2,742,490.02
PS	-	-	-	-	-	-	-	-	-	-	-	-	-	-	-	-
MOOE	24,551,058.47	64,155,836.06	88,706,894.53	11,327,073.20	18,271,551.31	23,425,875.21	35,117,199.96	88,141,699.68	11,501,842.71	18,169,729.60	23,179,737.01	32,547,900.34	85,399,209.66	565,194.85	-	2,742,490.02
CO	710,000.00	2,750,000.00	3,460,000.00	511,782.00	701,079.00	782,831.44	1,461,586.00	3,457,278.44	511,782.00	701,079.00	782,831.44	1,461,586.00	3,457,278.44	2,721.56	-	-
REGION 4A (RO)	6,467,878.74	33,622,050.08	40,089,928.82	5,071,791.69	8,022,413.76	9,510,235.64	17,485,487.73	40,089,928.82	5,071,791.69	8,022,413.76	9,510,235.64	17,485,487.73	40,089,928.82	-	-	-
PS	-	-	-	-	-	-	-	-	-	-	-	-	-	-	-	-
MOOE	6,467,878.74	33,622,050.08	40,089,928.82	5,071,791.69	8,022,413.76	9,510,235.64	17,485,487.73	40,089,928.82	5,071,791.69	8,022,413.76	9,510,235.64	17,485,487.73	40,089,928.82	-	-	-
CO	-	-	-	-	-	-	-	-	-	-	-	-	-	-	-	-
Jacobo Z. Gonzales Memorial School of A	13,862,000.00	8,279,000.00	22,141,000.00	3,610,273.12	5,270,340.54	6,585,742.73	6,649,967.39	22,116,323.78	3,610,273.12	5,270,340.54	6,585,742.73	6,649,967.39	22,116,323.78	24,676.22	-	-
PS	-	-	-	-	-	-	-	-	-	-	-	-	-	-	-	-
MOOE	13,152,000.00	5,529,000.00	18,681,000.00	3,098,491.12	4,569,261.54	5,802,911.29	5,188,381.39	18,659,045.34	3,098,491.12	4,569,261.54	5,802,911.29	5,188,381.39	18,659,045.34	21,954.66	-	-
CO	710,000.00	2,750,000.00	3,460,000.00	511,782.00	701,079.00	782,831.44	1,461,586.00	3,457,278.44	511,782.00	701,079.00	782,831.44	1,461,586.00	3,457,278.44	2,721.56	-	-
Bondoc Peninsula Technological Institute	-	3,849,879.09	3,849,879.09	824,453.46	663,068.04	773,707.53	1,365,525.57	3,626,754.60	824,453.46	663,068.04	773,707.53	1,365,525.57	3,626,754.60	223,124.49	-	-
PS	-	-	-	-	-	-	-	-	-	-	-	-	-	-	-	-
MOOE	-	3,849,879.09	3,849,879.09	824,453.46	663,068.04	773,707.53	1,365,525.57	3,626,754.60	824,453.46	663,068.04	773,707.53	1,365,525.57	3,626,754.60	223,124.49	-	-
CO	-	-	-	-	-	-	-	-	-	-	-	-	-	-	-	-
Quezon National Agricultural School	4,931,179.73	21,154,906.89	26,086,086.62	2,332,336.93	5,016,807.97	7,339,020.75	11,077,805.27	25,765,970.92	2,507,106.44	4,914,986.26	7,092,882.55	8,508,505.65	23,023,480.90	320,115.70	-	2,742,490.02
PS	-	-	-	-	-	-	-	-	-	-	-	-	-	-	-	-
MOOE	4,931,179.73	21,154,906.89	26,086,086.62	2,332,336.93	5,016,807.97	7,339,020.75	11,077,805.27	25,765,970.92	2,507,106.44	4,914,986.26	7,092,882.55	8,508,505.65	23,023,480.90	320,115.70	-	2,742,490.02
CO	-	-	-	-	-	-	-	-	-	-	-	-	-	-	-	-
REGION 4B (Consolidated)	42,087,423.35	5,151,739.53	47,239,162.88	5,670,329.84	9,325,953.67	8,824,453.81	19,347,641.59	43,168,378.91	5,670,329.84	9,325,953.67	8,824,453.81	19,347,641.59	43,168,378.91	4,070,783.97	-	-
PS	-	-	-	-	-	-	-	-	-	-	-	-	-	-	-	-
MOOE	42,087,423.35	5,151,739.53	47,239,162.88	5,670,329.84	9,325,953.67	8,824,453.81	19,347,641.59	43,168,378.91	5,670,329.84	9,325,953.67	8,824,453.81	19,347,641.59	43,168,378.91	4,070,783.97	-	-
CO	-	-	-	-	-	-	-	-	-	-	-	-	-	-	-	-
REGION 4B (RO)	1,444,706.00	-	1,444,706.00	164,000.00	340,511.00	336,500.50	587,152.00	1,444,706.00	164,000.00	340,511.00	350,000.00	590,195.00	1,444,706.00	-	-	-

TESDA

RECEIVED BY:
DATE

7/11
3-28-22
3:10
TIME:

SUMMARY OF APPROVED BUDGET, UTILIZATIONS, DISBURSEMENTS AND BALANCES BY OBJECT OF EXPENDITURES
(For Off-Budgetary Funds)
As at the Quarter Ending December 31, 2021

FAR No. 2

Department : Department of Trade and Industry (DTI)
Agency/Entity : Technical Education and Skills Development Authority
Operating Unit : CONSOLIDATED REPORT
Organization Code (UACS) : 22 009 0100000
Fund Cluster : 06 Business Related Funds

	Approved Budget			Utilizations					Disbursements					Balances		
	Approved Budgeted Revenue	Adjustments (Reductions, Modifications/Augmentations)	Adjusted Budgeted Revenue	1st Quarter	2nd Quarter	3rd Quarter	4th Quarter	Total	1st Quarter	2nd Quarter	3rd Quarter	4th Quarter	Total	Unutilized Budget	Unpaid Utilizations	
				Ending March 31	Ending June 30	Ending Sept. 30	Ending Dec. 31		Ending March 31	Ending June 30	Ending Sept. 30	Ending Dec. 31			Due and Demandable/Accounts Payable	Not Yet Due and Demandable
3	4	5=[3+(-)4]	6	7	8	9	10=(6+7+8+9)	11	12	13	14	15=(11+12+13+14)	16=(5-10)	17	18	
PS	-	-	-	-	-	-	-	-	-	-	-	-	-	-	-	-
MOOE	1,444,706.00	-	1,444,706.00	164,000.00	340,511.00	350,000.00	590,195.00	1,444,706.00	164,000.00	340,511.00	350,000.00	590,195.00	1,444,706.00	-	-	-
CO	-	-	-	-	-	-	-	-	-	-	-	-	-	-	-	-
Romblon National Institute of technology	11,858,656.00	-	11,858,656.00	816,385.92	2,584,008.50	1,863,177.37	5,350,439.30	10,614,011.09	816,385.92	2,584,008.50	1,863,177.37	5,350,439.30	10,614,011.09	1,244,644.91	-	-
PS	-	-	-	-	-	-	-	-	-	-	-	-	-	-	-	-
MOOE	11,858,656.00	-	11,858,656.00	816,385.92	2,584,008.50	1,863,177.37	5,350,439.30	10,614,011.09	816,385.92	2,584,008.50	1,863,177.37	5,350,439.30	10,614,011.09	1,244,644.91	-	-
CO	-	-	-	-	-	-	-	-	-	-	-	-	-	-	-	-
Buyabod School of Arts and Trades	270,090.52	17,595.00	287,685.52	24,368.00	92,900.00	16,780.00	-	134,048.00	24,368.00	92,900.00	16,780.00	-	134,048.00	153,637.52	-	-
PS	-	-	-	-	-	-	-	-	-	-	-	-	-	-	-	-
MOOE	270,090.52	17,595.00	287,685.52	24,368.00	92,900.00	16,780.00	-	134,048.00	24,368.00	92,900.00	16,780.00	-	134,048.00	153,637.52	-	-
CO	-	-	-	-	-	-	-	-	-	-	-	-	-	-	-	-
Puerto Princesa School of Arts and Trades	123,114.44	-	123,114.44	-	-	-	107,798.29	107,798.29	-	-	-	107,798.29	107,798.29	15,316.15	-	-
PS	-	-	-	-	-	-	-	-	-	-	-	-	-	-	-	-
MOOE	123,114.44	-	123,114.44	-	-	-	107,798.29	107,798.29	-	-	-	107,798.29	107,798.29	15,316.15	-	-
CO	-	-	-	-	-	-	-	-	-	-	-	-	-	-	-	-
Simeon Suan Vocational and Technical Center	20,059,853.00	-	20,059,853.00	2,553,286.92	3,956,666.17	4,314,031.74	8,951,604.10	19,775,588.93	2,553,286.92	3,956,666.17	4,314,031.74	8,951,604.10	19,775,588.93	284,264.07	-	-
PS	-	-	-	-	-	-	-	-	-	-	-	-	-	-	-	-
MOOE	20,059,853.00	-	20,059,853.00	2,553,286.92	3,956,666.17	4,314,031.74	8,951,604.10	19,775,588.93	2,553,286.92	3,956,666.17	4,314,031.74	8,951,604.10	19,775,588.93	284,264.07	-	-
CO	-	-	-	-	-	-	-	-	-	-	-	-	-	-	-	-
Torrijos Poblacion School of Arts and Trades	232,402.39	5,134,144.53	5,366,546.92	58,603.00	750,598.00	989,612.70	1,693,186.90	3,492,000.60	58,603.00	750,598.00	989,612.70	1,693,186.90	3,492,000.60	1,874,546.32	-	-
PS	-	-	-	-	-	-	-	-	-	-	-	-	-	-	-	-
MOOE	232,402.39	5,134,144.53	5,366,546.92	58,603.00	750,598.00	989,612.70	1,693,186.90	3,492,000.60	58,603.00	750,598.00	989,612.70	1,693,186.90	3,492,000.60	1,874,546.32	-	-
CO	-	-	-	-	-	-	-	-	-	-	-	-	-	-	-	-
Rizal Occidental Mindoro TESDA Training Center	8,098,601.00	-	8,098,601.00	2,053,686.00	1,601,270.00	1,290,852.00	2,654,418.00	7,600,226.00	2,053,686.00	1,601,270.00	1,290,852.00	2,654,418.00	7,600,226.00	498,375.00	-	-
PS	-	-	-	-	-	-	-	-	-	-	-	-	-	-	-	-
MOOE	8,098,601.00	-	8,098,601.00	2,053,686.00	1,601,270.00	1,290,852.00	2,654,418.00	7,600,226.00	2,053,686.00	1,601,270.00	1,290,852.00	2,654,418.00	7,600,226.00	498,375.00	-	-
CO	-	-	-	-	-	-	-	-	-	-	-	-	-	-	-	-
REGION 5 (Consolidated)	82,861,604.54	16,151,929.97	99,013,534.51	18,471,462.12	17,679,916.30	23,624,104.65	27,506,435.74	87,281,918.81	18,382,481.96	16,813,350.09	23,025,730.38	28,333,576.25	86,555,138.68	11,731,615.70	665,865.13	60,915.00
PS	-	-	-	-	-	-	-	-	-	-	-	-	-	-	-	-
MOOE	82,861,604.54	16,151,929.97	99,013,534.51	18,471,462.12	17,679,916.30	23,624,104.65	27,506,435.74	87,281,918.81	18,382,481.96	16,813,350.09	23,025,730.38	28,333,576.25	86,555,138.68	11,731,615.70	665,865.13	60,915.00
CO	-	-	-	-	-	-	-	-	-	-	-	-	-	-	-	-
REGION 5 (RO)	13,093,000.00	-	13,093,000.00	3,140,268.39	-	-	-	3,140,268.39	3,140,268.39	-	-	-	3,140,268.39	9,952,731.61	-	-
PS	-	-	-	-	-	-	-	-	-	-	-	-	-	-	-	-
MOOE	13,093,000.00	-	13,093,000.00	3,140,268.39	-	-	-	3,140,268.39	3,140,268.39	-	-	-	3,140,268.39	9,952,731.61	-	-
CO	-	-	-	-	-	-	-	-	-	-	-	-	-	-	-	-
Masbate Institute of Fisheries and Technology	5,456,545.00	8,153,361.83	13,609,906.83	2,546,896.46	4,253,516.45	3,178,088.12	3,631,405.80	13,609,906.83	2,546,896.46	4,253,516.45	3,178,088.12	3,631,405.80	13,609,906.83	-	-	-
PS	-	-	-	-	-	-	-	-	-	-	-	-	-	-	-	-
MOOE	5,456,545.00	8,153,361.83	13,609,906.83	2,546,896.46	4,253,516.45	3,178,088.12	3,631,405.80	13,609,906.83	2,546,896.46	4,253,516.45	3,178,088.12	3,631,405.80	13,609,906.83	-	-	-
CO	-	-	-	-	-	-	-	-	-	-	-	-	-	-	-	-

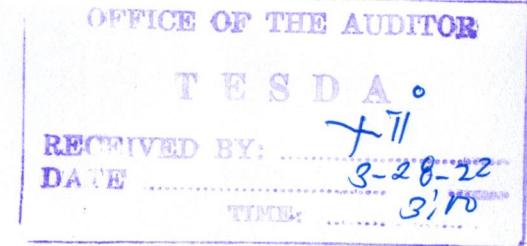
RECEIVED BY: *J-1*
 DATE: *3-28-22*
 TIME: *3:00*

SUMMARY OF APPROVED BUDGET, UTILIZATIONS, DISBURSEMENTS AND BALANCES BY OBJECT OF EXPENDITURES
 (For Off-Budgetary Funds)
 As at the Quarter Ending December 31, 2021

FAR No. 2

Department : Department of Trade and Industry (DTI)
 Agency/Entity : Technical Education and Skills Development Authority
 Operating Unit : CONSOLIDATED REPORT
 Organization Code (UACS) : 22 009 0100000
 Fund Cluster : 06 Business Related Funds

	Approved Budget			Utilizations					Disbursements					Balances		
	Approved Budgeted Revenue	Adjustments (Reductions, Modifications/ Augmentations)	Adjusted Budgeted Revenue	1st Quarter	2nd Quarter	3rd Quarter	4th Quarter	Total	1st Quarter	2nd Quarter	3rd Quarter	4th Quarter	Total	Unutilized Budget	Unpaid Utilizations	
				Ending March 31	Ending June 30	Ending Sept. 30	Ending Dec. 31		Ending March 31	Ending June 30	Ending Sept. 30	Ending Dec. 31			Due and Demandable/ Accounts Payable	Not Yet Due and Demandable
3	4	5=[3+(-)4]	6	7	8	9	10=(6+7+8+9)	11	12	13	14	15=(11+12+13+14)	16=(5-10)	17	18	
Bulusan National Vocational and Technic	9,799,000.00	2,891,500.79	12,690,500.79	3,141,644.63	2,187,164.76	2,775,426.78	4,339,826.72	12,444,062.89	3,141,644.63	2,187,164.76	2,775,426.78	4,339,826.72	12,444,062.89	246,437.90	-	-
PS	-	-	-	-	-	-	-	-	-	-	-	-	-	-	-	-
MOOE	9,799,000.00	2,891,500.79	12,690,500.79	3,141,644.63	2,187,164.76	2,775,426.78	4,339,826.72	12,444,062.89	3,141,644.63	2,187,164.76	2,775,426.78	4,339,826.72	12,444,062.89	246,437.90	-	-
CO	-	-	-	-	-	-	-	-	-	-	-	-	-	-	-	-
Cabugao School of Handicraft and Cotta	9,564,304.43	544,093.27	10,108,397.70	1,879,333.21	1,807,930.63	2,084,531.37	2,815,157.12	8,586,952.33	1,879,333.21	1,807,930.63	2,084,531.37	2,815,157.12	8,586,952.33	1,521,445.37	-	-
PS	-	-	-	-	-	-	-	-	-	-	-	-	-	-	-	-
MOOE	9,564,304.43	544,093.27	10,108,397.70	1,879,333.21	1,807,930.63	2,084,531.37	2,815,157.12	8,586,952.33	1,879,333.21	1,807,930.63	2,084,531.37	2,815,157.12	8,586,952.33	1,521,445.37	-	-
CO	-	-	-	-	-	-	-	-	-	-	-	-	-	-	-	-
Sorsogon National Agricultural School	5,456,545.00	-	5,456,545.00	1,558,314.32	584,615.49	2,198,738.31	1,103,876.06	5,445,544.18	1,558,314.32	584,615.49	2,198,738.31	1,103,876.06	5,445,544.18	11,000.82	-	-
PS	-	-	-	-	-	-	-	-	-	-	-	-	-	-	-	-
MOOE	5,456,545.00	-	5,456,545.00	1,558,314.32	584,615.49	2,198,738.31	1,103,876.06	5,445,544.18	1,558,314.32	584,615.49	2,198,738.31	1,103,876.06	5,445,544.18	11,000.82	-	-
CO	-	-	-	-	-	-	-	-	-	-	-	-	-	-	-	-
Ragay Polytechnic Skills Institute	3,540,400.00	3,982,575.26	7,522,975.26	1,999,090.72	1,142,575.35	1,909,323.97	2,471,985.22	7,522,975.26	1,984,840.72	1,156,825.35	1,909,323.97	2,411,070.22	7,462,060.26	-	-	60,915.00
PS	-	-	-	-	-	-	-	-	-	-	-	-	-	-	-	-
MOOE	3,540,400.00	3,982,575.26	7,522,975.26	1,999,090.72	1,142,575.35	1,909,323.97	2,471,985.22	7,522,975.26	1,984,840.72	1,156,825.35	1,909,323.97	2,411,070.22	7,462,060.26	-	-	60,915.00
CO	-	-	-	-	-	-	-	-	-	-	-	-	-	-	-	-
Camarines Sur Institute of Fisheries and	17,655,734.54	580,398.82	18,236,133.36	2,279,689.95	4,372,042.71	5,858,545.81	5,725,854.89	18,236,133.36	2,204,959.79	3,491,226.50	5,260,171.54	6,613,910.40	17,570,268.23	-	665,865.13	-
PS	-	-	-	-	-	-	-	-	-	-	-	-	-	-	-	-
MOOE	17,655,734.54	580,398.82	18,236,133.36	2,279,689.95	4,372,042.71	5,858,545.81	5,725,854.89	18,236,133.36	2,204,959.79	3,491,226.50	5,260,171.54	6,613,910.40	17,570,268.23	-	665,865.13	-
CO	-	-	-	-	-	-	-	-	-	-	-	-	-	-	-	-
San Francisco Institute of Science and Te	18,296,075.57	-	18,296,075.57	1,926,224.44	3,332,070.91	5,619,450.29	7,418,329.93	18,296,075.57	1,926,224.44	3,332,070.91	5,619,450.29	7,418,329.93	18,296,075.57	-	-	-
PS	-	-	-	-	-	-	-	-	-	-	-	-	-	-	-	-
MOOE	18,296,075.57	-	18,296,075.57	1,926,224.44	3,332,070.91	5,619,450.29	7,418,329.93	18,296,075.57	1,926,224.44	3,332,070.91	5,619,450.29	7,418,329.93	18,296,075.57	-	-	-
CO	-	-	-	-	-	-	-	-	-	-	-	-	-	-	-	-
REGION 6 (CONSOLIDATION)	69,276,927.73	60,212,788.26	129,489,715.99	13,990,124.53	26,138,906.45	29,436,653.73	43,474,866.94	113,040,551.65	13,571,333.28	24,899,524.35	30,378,541.94	41,141,675.22	109,991,074.79	16,449,164.34	3,049,476.86	-
PS	-	-	-	-	-	-	-	-	-	-	-	-	-	-	-	-
MOOE	69,276,927.73	60,212,788.26	129,489,715.99	13,990,124.53	26,138,906.45	29,436,653.73	43,474,866.94	113,040,551.65	13,571,333.28	24,899,524.35	30,378,541.94	41,141,675.22	109,991,074.79	16,449,164.34	3,049,476.86	-
CO	-	-	-	-	-	-	-	-	-	-	-	-	-	-	-	-
REGION 6 (RO)	39,662,000.00	20,920,017.80	60,582,017.80	6,077,502.99	13,324,420.25	14,970,105.48	26,209,989.08	60,582,017.80	6,077,502.99	13,324,420.25	14,970,105.48	26,209,989.08	60,582,017.80	-	-	-
PS	-	-	-	-	-	-	-	-	-	-	-	-	-	-	-	-
MOOE	39,662,000.00	20,920,017.80	60,582,017.80	6,077,502.99	13,324,420.25	14,970,105.48	26,209,989.08	60,582,017.80	6,077,502.99	13,324,420.25	14,970,105.48	26,209,989.08	60,582,017.80	-	-	-
CO	-	-	-	-	-	-	-	-	-	-	-	-	-	-	-	-
Dumalag Vocational Technical School	4,100,000.00	15,419,004.40	19,519,004.40	2,648,150.24	2,734,700.81	5,995,078.88	3,374,849.99	14,752,779.92	2,648,150.24	2,734,700.81	5,995,078.88	3,374,849.99	14,752,779.92	4,766,224.48	-	-
PS	-	-	-	-	-	-	-	-	-	-	-	-	-	-	-	-
MOOE	4,100,000.00	15,419,004.40	19,519,004.40	2,648,150.24	2,734,700.81	5,995,078.88	3,374,849.99	14,752,779.92	2,648,150.24	2,734,700.81	5,995,078.88	3,374,849.99	14,752,779.92	4,766,224.48	-	-
CO	-	-	-	-	-	-	-	-	-	-	-	-	-	-	-	-
Leon Ganson Polytechnic College	10,568,557.73	16,697,674.91	27,266,232.64	1,858,043.24	6,158,418.03	3,840,681.09	6,369,411.68	18,226,554.04	1,858,043.24	4,500,244.68	4,782,569.30	5,201,538.86	16,342,396.08	9,039,678.60	1,884,157.96	-
PS	-	-	-	-	-	-	-	-	-	-	-	-	-	-	-	-
MOOE	10,568,557.73	16,697,674.91	27,266,232.64	1,858,043.24	6,158,418.03	3,840,681.09	6,369,411.68	18,226,554.04	1,858,043.24	4,500,244.68	4,782,569.30	5,201,538.86	16,342,396.08	9,039,678.60	1,884,157.96	-
CO	-	-	-	-	-	-	-	-	-	-	-	-	-	-	-	-

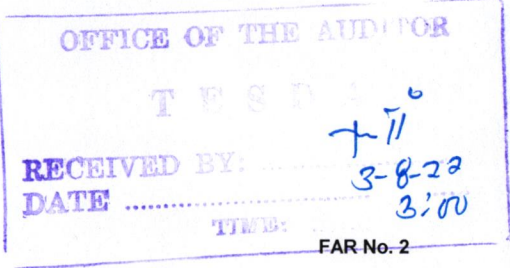


SUMMARY OF APPROVED BUDGET, UTILIZATIONS, DISBURSEMENTS AND BALANCES BY OBJECT OF EXPENDITURES
(For Off- Budgetary Funds)
As at the Quarter Ending December 31, 2021

FAR No. 2

Department : Department of Trade and Industry (DTI)
 Agency/Entity : Technical Education and Skills Development Authority
 Operating Unit : CONSOLIDATED REPORT
 Organization Code (UACS) : 22 009 0100000
 Fund Cluster : 06 Business Related Funds

	Approved Budget			Utilizations					Disbursements					Balances		
	Approved Budgeted Revenue	Adjustments (Reductions, Modifications/Augmentations)	Adjusted Budgeted Revenue	1st Quarter	2nd Quarter	3rd Quarter	4th Quarter	Total	1st Quarter	2nd Quarter	3rd Quarter	4th Quarter	Total	Unutilized Budget	Unpaid Utilizations	
				Ending March 31	Ending June 30	Ending Sept. 30	Ending Dec. 31		Ending March 31	Ending June 30	Ending Sept. 30	Ending Dec. 31			Due and Demandable/Accounts Payable	Not Yet Due and Demandable
3	4	5=[3+(-)4]	6	7	8	9	10=(6+7+8+9)	11	12	13	14	15=(11+12+13+14)	16=(5-10)	17	18	
New Lucena Polytechnic College	11,739,420.00	2,849,178.45	14,588,598.45	2,387,193.93	2,177,030.01	3,250,563.44	5,753,314.15	13,568,101.53	2,387,193.93	2,177,030.01	3,250,563.44	5,539,308.15	13,354,095.53	1,020,496.92	214,006.00	-
PS	-	-	-	-	-	-	-	-	-	-	-	-	-	-	-	-
MOOE	11,739,420.00	2,849,178.45	14,588,598.45	2,387,193.93	2,177,030.01	3,250,563.44	5,753,314.15	13,568,101.53	2,387,193.93	2,177,030.01	3,250,563.44	5,539,308.15	13,354,095.53	1,020,496.92	214,006.00	-
CO	-	-	-	-	-	-	-	-	-	-	-	-	-	-	-	-
Passi Trade School	3,206,950.00	4,326,912.70	7,533,862.70	1,019,234.13	1,744,337.35	1,380,224.84	1,767,302.04	5,911,098.36	600,442.88	2,163,128.60	1,380,224.84	815,989.14	4,959,785.46	1,622,764.34	951,312.90	-
PS	-	-	-	-	-	-	-	-	-	-	-	-	-	-	-	-
MOOE	3,206,950.00	4,326,912.70	7,533,862.70	1,019,234.13	1,744,337.35	1,380,224.84	1,767,302.04	5,911,098.36	600,442.88	2,163,128.60	1,380,224.84	815,989.14	4,959,785.46	1,622,764.34	951,312.90	-
CO	-	-	-	-	-	-	-	-	-	-	-	-	-	-	-	-
REGION 7 (Consolidated)	79,092,352.90	-	79,092,352.90	9,896,803.76	17,054,198.14	26,842,881.87	23,845,363.02	77,639,246.79	9,710,484.84	15,807,940.27	24,501,236.36	19,287,657.73	69,307,319.20	1,453,106.11	-	8,331,927.59
PS	-	-	-	-	-	-	-	-	-	-	-	-	-	-	-	-
MOOE	71,081,738.70	-	71,081,738.70	9,463,628.76	15,070,118.14	22,898,712.37	22,287,655.32	69,720,114.59	9,398,724.84	14,583,066.27	21,775,121.86	17,893,623.03	63,650,536.00	1,361,624.11	-	6,069,578.59
CO	8,010,614.20	-	8,010,614.20	433,175.00	1,984,080.00	3,944,169.50	1,557,707.70	7,919,132.20	311,760.00	1,224,874.00	2,726,114.50	1,394,034.70	5,656,783.20	91,482.00	-	2,262,349.00
REGION 7 (RO)	70,816,352.90	-	70,816,352.90	9,251,012.14	15,372,122.49	23,660,245.27	21,293,372.47	69,576,752.37	9,193,608.22	14,722,068.12	22,621,891.41	17,127,404.30	63,664,972.05	1,239,600.53	-	5,911,780.32
PS	-	-	-	-	-	-	-	-	-	-	-	-	-	-	-	-
MOOE	65,955,738.70	-	65,955,738.70	8,939,252.14	14,192,732.49	21,784,493.77	19,799,659.77	64,716,138.17	8,881,848.22	13,961,027.12	20,746,139.91	16,078,691.60	59,667,706.85	1,239,600.53	-	5,048,431.32
CO	4,860,614.20	-	4,860,614.20	311,760.00	1,179,390.00	1,875,751.50	1,493,712.70	4,860,614.20	311,760.00	761,041.00	1,875,751.50	1,048,712.70	3,997,265.20	-	-	863,349.00
Lazi Technical Institute	8,276,000.00	-	8,276,000.00	645,791.62	1,682,075.65	3,182,636.60	2,551,990.55	8,062,494.42	516,876.62	1,085,872.15	1,879,344.95	2,160,253.43	5,642,347.15	213,505.58	-	2,420,147.27
PS	-	-	-	-	-	-	-	-	-	-	-	-	-	-	-	-
MOOE	5,126,000.00	-	5,126,000.00	524,376.62	877,385.65	1,114,218.60	2,487,995.55	5,003,976.42	516,876.62	622,039.15	1,028,981.95	1,814,931.43	3,982,829.15	122,023.58	-	1,021,147.27
CO	3,150,000.00	-	3,150,000.00	121,415.00	804,690.00	2,068,418.00	63,995.00	3,058,518.00	-	463,833.00	850,363.00	345,322.00	1,659,518.00	91,482.00	-	1,399,000.00
REGION 8 (Consolidated)	116,438,876.91	10,107,421.65	126,546,298.56	20,318,579.48	26,083,402.31	30,313,908.66	46,056,509.87	122,772,400.32	20,187,167.59	26,207,393.85	30,316,552.17	44,283,118.91	120,994,232.52	3,773,898.24	-	1,778,167.80
PS	-	-	-	-	-	-	-	-	-	-	-	-	-	-	-	-
MOOE	116,438,876.91	10,107,421.65	126,546,298.56	20,318,579.48	26,083,402.31	30,313,908.66	46,056,509.87	122,772,400.32	20,187,167.59	26,207,393.85	30,316,552.17	44,283,118.91	120,994,232.52	3,773,898.24	-	1,778,167.80
CO	-	-	-	-	-	-	-	-	-	-	-	-	-	-	-	-
REGION 8 (RO)	31,083,595.29	-	31,083,595.29	5,255,714.67	7,049,697.83	8,550,657.37	10,227,525.42	31,083,595.29	5,255,714.67	7,049,697.83	8,550,657.37	10,227,525.42	31,083,595.29	-	-	-
PS	-	-	-	-	-	-	-	-	-	-	-	-	-	-	-	-
MOOE	31,083,595.29	-	31,083,595.29	5,255,714.67	7,049,697.83	8,550,657.37	10,227,525.42	31,083,595.29	5,255,714.67	7,049,697.83	8,550,657.37	10,227,525.42	31,083,595.29	-	-	-
CO	-	-	-	-	-	-	-	-	-	-	-	-	-	-	-	-
Balicuatro College of Arts and Trade	13,932,435.94	-	13,932,435.94	2,662,163.88	3,929,406.78	4,325,547.04	3,015,318.24	13,932,435.94	2,662,163.88	3,929,406.78	4,325,547.04	3,015,318.24	13,932,435.94	-	-	-
PS	-	-	-	-	-	-	-	-	-	-	-	-	-	-	-	-
MOOE	13,932,435.94	-	13,932,435.94	2,662,163.88	3,929,406.78	4,325,547.04	3,015,318.24	13,932,435.94	2,662,163.88	3,929,406.78	4,325,547.04	3,015,318.24	13,932,435.94	-	-	-
CO	-	-	-	-	-	-	-	-	-	-	-	-	-	-	-	-
Las Navas Agro-Industrial School	12,421,328.50	-	12,421,328.50	860,056.35	1,228,681.24	1,524,793.85	7,729,388.62	11,342,920.06	860,056.35	1,228,681.24	1,524,793.85	7,729,388.62	11,342,920.06	1,078,408.44	-	-
PS	-	-	-	-	-	-	-	-	-	-	-	-	-	-	-	-
MOOE	12,421,328.50	-	12,421,328.50	860,056.35	1,228,681.24	1,524,793.85	7,729,388.62	11,342,920.06	860,056.35	1,228,681.24	1,524,793.85	7,729,388.62	11,342,920.06	1,078,408.44	-	-
CO	-	-	-	-	-	-	-	-	-	-	-	-	-	-	-	-
Samar National School of Arts and Trade	18,350,491.53	-	18,350,491.53	3,057,353.76	2,884,132.37	3,407,570.33	6,650,720.07	15,999,776.53	3,057,353.76	2,884,132.37	3,407,570.33	6,650,720.07	15,999,776.53	2,350,715.00	-	-
PS	-	-	-	-	-	-	-	-	-	-	-	-	-	-	-	-



SUMMARY OF APPROVED BUDGET, UTILIZATIONS, DISBURSEMENTS AND BALANCES BY OBJECT OF EXPENDITURES
(For Off-Budgetary Funds)
As at the Quarter Ending December 31, 2021

Department : Department of Trade and Industry (DTI)
 Agency/Entity : Technical Education and Skills Development Authority
 Operating Unit : CONSOLIDATED REPORT
 Organization Code (UACS) : 22 009 0100000
 Fund Cluster : 06 Business Related Funds

	Approved Budget			Utilizations					Disbursements					Balances		
	Approved Budgeted Revenue	Adjustments (Reductions, Modifications/ Augmentations)	Adjusted Budgeted Revenue	1st Quarter	2nd Quarter	3rd Quarter	4th Quarter	Total	1st Quarter	2nd Quarter	3rd Quarter	4th Quarter	Total	Unutilized Budget	Unpaid Utilizations	
				Ending March 31	Ending June 30	Ending Sept. 30	Ending Dec. 31		Ending March 31	Ending June 30	Ending Sept. 30	Ending Dec. 31			Due and Demandable/ Accounts Payable	Not Yet Due and Demandable
	3	4	5=[3+(-)4]	6	7	8	9	10=(6+7+8+9)	11	12	13	14	15=(11+12+13+14)	16=(5-10)	17	18
MOOE	18,350,491.53	-	18,350,491.53	3,057,353.76	2,884,132.37	3,407,570.33	6,650,720.07	15,999,776.53	3,057,353.76	2,884,132.37	3,407,570.33	6,650,720.07	15,999,776.53	2,350,715.00	-	-
CO	-	-	-	-	-	-	-	-	-	-	-	-	-	-	-	-
Arteche National Agricultural School	17,706,578.73	-	17,706,578.73	3,068,721.87	2,685,350.61	5,443,679.40	6,508,826.85	17,706,578.73	3,068,721.87	2,685,350.61	5,443,679.40	6,508,826.85	17,706,578.73	-	-	-
PS	-	-	-	-	-	-	-	-	-	-	-	-	-	-	-	-
MOOE	17,706,578.73	-	17,706,578.73	3,068,721.87	2,685,350.61	5,443,679.40	6,508,826.85	17,706,578.73	3,068,721.87	2,685,350.61	5,443,679.40	6,508,826.85	17,706,578.73	-	-	-
CO	-	-	-	-	-	-	-	-	-	-	-	-	-	-	-	-
Balangiga National Agricultural School	-	10,107,421.65	10,107,421.65	749,391.44	3,538,614.86	2,513,276.27	3,306,139.08	10,107,421.65	749,391.44	3,538,614.86	2,513,276.27	3,306,139.08	10,107,421.65	-	-	-
PS	-	-	-	-	-	-	-	-	-	-	-	-	-	-	-	-
MOOE	-	10,107,421.65	10,107,421.65	749,391.44	3,538,614.86	2,513,276.27	3,306,139.08	10,107,421.65	749,391.44	3,538,614.86	2,513,276.27	3,306,139.08	10,107,421.65	-	-	-
CO	-	-	-	-	-	-	-	-	-	-	-	-	-	-	-	-
Cabucgayan National School of Arts and	14,364,446.92	-	14,364,446.92	3,425,488.87	3,031,809.29	2,751,254.34	5,155,894.42	14,364,446.92	3,425,488.87	3,031,809.29	2,751,254.34	5,155,894.42	14,364,446.92	-	-	-
PS	-	-	-	-	-	-	-	-	-	-	-	-	-	-	-	-
MOOE	14,364,446.92	-	14,364,446.92	3,425,488.87	3,031,809.29	2,751,254.34	5,155,894.42	14,364,446.92	3,425,488.87	3,031,809.29	2,751,254.34	5,155,894.42	14,364,446.92	-	-	-
CO	-	-	-	-	-	-	-	-	-	-	-	-	-	-	-	-
Calubian National Vocational School	8,580,000.00	-	8,580,000.00	1,239,688.64	1,735,709.33	1,797,130.06	3,462,697.17	8,235,225.20	1,108,276.75	1,859,700.87	1,799,773.57	1,689,306.21	6,457,057.40	344,774.80	-	1,778,167.80
PS	-	-	-	-	-	-	-	-	-	-	-	-	-	-	-	-
MOOE	8,580,000.00	-	8,580,000.00	1,239,688.64	1,735,709.33	1,797,130.06	3,462,697.17	8,235,225.20	1,108,276.75	1,859,700.87	1,799,773.57	1,689,306.21	6,457,057.40	344,774.80	-	1,778,167.80
CO	-	-	-	-	-	-	-	-	-	-	-	-	-	-	-	-
REGION 9 (Consolidated)	61,489,500.00	-	61,489,500.00	14,188,711.15	12,519,216.38	14,402,192.41	19,713,183.06	60,823,303.00	14,188,711.15	12,519,216.38	14,402,192.41	19,713,183.06	60,823,303.00	666,197.00	-	-
PS	-	-	-	-	-	-	-	-	-	-	-	-	-	-	-	-
MOOE	61,489,500.00	-	61,489,500.00	14,188,711.15	12,519,216.38	14,402,192.41	19,713,183.06	60,823,303.00	14,188,711.15	12,519,216.38	14,402,192.41	19,713,183.06	60,823,303.00	666,197.00	-	-
CO	-	-	-	-	-	-	-	-	-	-	-	-	-	-	-	-
REGION 9 (RO)	30,149,500.00	-	30,149,500.00	5,577,851.73	6,422,937.23	5,831,303.31	11,840,145.57	29,672,237.84	5,577,851.73	6,422,937.23	5,831,303.31	11,840,145.57	29,672,237.84	477,262.16	-	-
PS	-	-	-	-	-	-	-	-	-	-	-	-	-	-	-	-
MOOE	30,149,500.00	-	30,149,500.00	5,577,851.73	6,422,937.23	5,831,303.31	11,840,145.57	29,672,237.84	5,577,851.73	6,422,937.23	5,831,303.31	11,840,145.57	29,672,237.84	477,262.16	-	-
CO	-	-	-	-	-	-	-	-	-	-	-	-	-	-	-	-
Dipolog School of Fisheries	11,133,500.00	-	11,133,500.00	2,460,431.24	3,229,136.24	2,027,427.46	3,262,968.62	10,979,963.56	2,460,431.24	3,229,136.24	2,027,427.46	3,262,968.62	10,979,963.56	153,536.44	-	-
PS	-	-	-	-	-	-	-	-	-	-	-	-	-	-	-	-
MOOE	11,133,500.00	-	11,133,500.00	2,460,431.24	3,229,136.24	2,027,427.46	3,262,968.62	10,979,963.56	2,460,431.24	3,229,136.24	2,027,427.46	3,262,968.62	10,979,963.56	153,536.44	-	-
CO	-	-	-	-	-	-	-	-	-	-	-	-	-	-	-	-
Zamboanga Sibugay Polytechnic Institute	20,206,500.00	-	20,206,500.00	6,150,428.18	2,867,142.91	6,543,461.64	4,610,068.87	20,171,101.60	6,150,428.18	2,867,142.91	6,543,461.64	4,610,068.87	20,171,101.60	35,398.40	-	-
PS	-	-	-	-	-	-	-	-	-	-	-	-	-	-	-	-
MOOE	20,206,500.00	-	20,206,500.00	6,150,428.18	2,867,142.91	6,543,461.64	4,610,068.87	20,171,101.60	6,150,428.18	2,867,142.91	6,543,461.64	4,610,068.87	20,171,101.60	35,398.40	-	-
CO	-	-	-	-	-	-	-	-	-	-	-	-	-	-	-	-
REGION 10 (Consolidated)	71,443,744.00	57,102,696.70	128,546,440.70	17,255,392.59	25,346,643.74	29,347,856.27	51,669,961.93	123,619,854.53	17,255,392.59	25,346,643.74	29,347,856.27	51,669,961.93	123,619,854.53	4,926,586.17	-	-
PS	-	-	-	-	-	-	-	-	-	-	-	-	-	-	-	-
MOOE	70,331,094.00	54,423,122.40	124,754,216.40	17,252,742.59	24,430,248.74	28,860,848.00	49,932,431.48	120,476,270.81	17,252,742.59	24,430,248.74	28,860,848.00	49,932,431.48	120,476,270.81	4,277,945.59	-	-
CO	1,110,000.00	2,682,224.30	3,792,224.30	-	919,045.00	487,008.27	1,737,530.45	3,143,583.72	-	919,045.00	487,008.27	1,737,530.45	3,143,583.72	648,640.58	-	-
Fin Ex	2,650.00	(2,650.00)	-	2,650.00	(2,650.00)	-	-	-	2,650.00	(2,650.00)	-	-	-	-	-	-

CONSOLIDATED FAR 2_FY 2021_final

OFFICE OF THE AUDITOR

T E S D A O

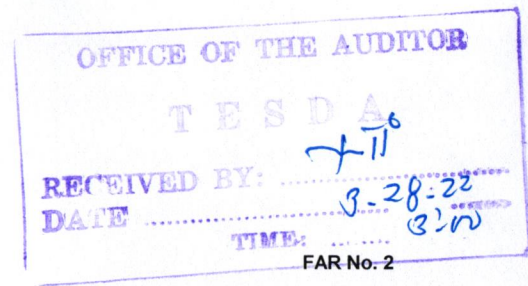
RECEIVED BY: *JH*
DATE: *3-28-22*
TIME: *3:00*

SUMMARY OF APPROVED BUDGET, UTILIZATIONS, DISBURSEMENTS AND BALANCES BY OBJECT OF EXPENDITURES
(For Off-Budgetary Funds)
As at the Quarter Ending December 31, 2021

FAR No. 2

Department : Department of Trade and Industry (DTI)
Agency/Entity : Technical Education and Skills Development Authority
Operating Unit : CONSOLIDATED REPORT
Organization Code (UACS) : 22 009 0100000
Fund Cluster : 06 Business Related Funds

	Approved Budget			Utilizations					Disbursements					Balances		
	Approved Budgeted Revenue	Adjustments (Reductions, Modifications/ Augmentations)	Adjusted Budgeted Revenue	1st Quarter	2nd Quarter	3rd Quarter	4th Quarter	Total	1st Quarter	2nd Quarter	3rd Quarter	4th Quarter	Total	Unutilized Budget	Unpaid Utilizations	
				Ending March 31	Ending June 30	Ending Sept. 30	Ending Dec. 31		Ending March 31	Ending June 30	Ending Sept. 30	Ending Dec. 31			Due and Demandable/ Accounts Payable	Not Yet Due and Demandable
3	4	5=[3+(-)4]	6	7	8	9	10=(6+7+8+9)	11	12	13	14	15=(11+12+13+14)	16=(5-10)	17	18	
REGION 10 (RO)	32,036,890.00	16,196,478.04	48,233,368.04	6,058,497.01	8,896,265.91	11,658,913.20	20,344,428.05	46,958,104.17	6,058,497.01	8,896,265.91	11,658,913.20	20,344,428.05	46,958,104.17	1,275,263.87	-	-
PS	-	-	-	-	-	-	-	-	-	-	-	-	-	-	-	-
MOOE	32,036,890.00	16,196,478.04	48,233,368.04	6,058,497.01	8,896,265.91	11,658,913.20	20,344,428.05	46,958,104.17	6,058,497.01	8,896,265.91	11,658,913.20	20,344,428.05	46,958,104.17	1,275,263.87	-	-
CO	-	-	-	-	-	-	-	-	-	-	-	-	-	-	-	-
Cagayan de Oro (BUGO) School of Arts	6,888,000.00	4,277,900.00	11,165,900.00	2,258,525.47	2,573,313.33	1,540,581.32	4,743,189.07	11,115,609.19	2,258,525.47	2,573,313.33	1,540,581.32	4,743,189.07	11,115,609.19	50,290.81	-	-
PS	-	-	-	-	-	-	-	-	-	-	-	-	-	-	-	-
MOOE	6,888,000.00	4,277,900.00	11,165,900.00	2,258,525.47	2,573,313.33	1,540,581.32	4,743,189.07	11,115,609.19	2,258,525.47	2,573,313.33	1,540,581.32	4,743,189.07	11,115,609.19	50,290.81	-	-
CO	-	-	-	-	-	-	-	-	-	-	-	-	-	-	-	-
Kinoqutan National Agricultural School	1,588,654.00	10,763,211.70	12,351,865.70	785,423.50	2,697,016.98	1,785,995.13	4,472,891.69	9,741,327.30	785,423.50	2,697,016.98	1,785,995.13	4,472,891.69	9,741,327.30	2,610,538.40	-	-
PS	-	-	-	-	-	-	-	-	-	-	-	-	-	-	-	-
MOOE	1,588,654.00	10,763,211.70	12,351,865.70	785,423.50	2,697,016.98	1,785,995.13	4,472,891.69	9,741,327.30	785,423.50	2,697,016.98	1,785,995.13	4,472,891.69	9,741,327.30	2,610,538.40	-	-
CO	-	-	-	-	-	-	-	-	-	-	-	-	-	-	-	-
Fin Ex	2,650.00	(2,650.00)	-	2,650.00	(2,650.00)	-	-	-	2,650.00	(2,650.00)	-	-	-	-	-	-
Lanao del Norte National Agro-Industrial School	12,906,200.00	8,932,811.30	21,839,011.30	2,324,406.47	4,114,243.53	6,594,103.95	7,985,203.37	21,017,957.32	2,324,406.47	4,114,243.53	6,594,103.95	7,985,203.37	21,017,957.32	821,053.98	-	-
PS	-	-	-	-	-	-	-	-	-	-	-	-	-	-	-	-
MOOE	11,796,200.00	6,250,587.00	18,046,787.00	2,324,406.47	3,195,198.53	6,107,095.68	6,247,672.92	17,874,373.60	2,324,406.47	3,195,198.53	6,107,095.68	6,247,672.92	17,874,373.60	172,413.40	-	-
CO	1,110,000.00	2,682,224.30	3,792,224.30	-	919,045.00	487,008.27	1,737,530.45	3,143,583.72	-	919,045.00	487,008.27	1,737,530.45	3,143,583.72	648,640.58	-	-
Oroquieta Agro-Industrial School	11,924,000.00	-	11,924,000.00	2,444,504.76	3,602,662.38	3,173,992.78	2,582,840.08	11,804,000.00	2,444,504.76	3,602,662.38	3,173,992.78	2,582,840.08	11,804,000.00	120,000.00	-	-
PS	-	-	-	-	-	-	-	-	-	-	-	-	-	-	-	-
MOOE	11,924,000.00	-	11,924,000.00	2,444,504.76	3,602,662.38	3,173,992.78	2,582,840.08	11,804,000.00	2,444,504.76	3,602,662.38	3,173,992.78	2,582,840.08	11,804,000.00	120,000.00	-	-
CO	-	-	-	-	-	-	-	-	-	-	-	-	-	-	-	-
Salvador Trade School	4,000,000.00	9,024,295.66	13,024,295.66	2,113,210.95	2,073,630.87	2,004,306.70	6,789,688.83	12,980,837.35	2,113,210.95	2,073,630.87	2,004,306.70	6,789,688.83	12,980,837.35	43,458.31	-	-
PS	-	-	-	-	-	-	-	-	-	-	-	-	-	-	-	-
MOOE	4,000,000.00	9,024,295.66	13,024,295.66	2,113,210.95	2,073,630.87	2,004,306.70	6,789,688.83	12,980,837.35	2,113,210.95	2,073,630.87	2,004,306.70	6,789,688.83	12,980,837.35	43,458.31	-	-
CO	-	-	-	-	-	-	-	-	-	-	-	-	-	-	-	-
Camiguin School of Arts and Trades	2,100,000.00	7,908,000.00	10,008,000.00	1,270,824.43	1,389,510.74	2,589,963.19	4,751,720.84	10,002,019.20	1,270,824.43	1,389,510.74	2,589,963.19	4,751,720.84	10,002,019.20	5,980.80	-	-
PS	-	-	-	-	-	-	-	-	-	-	-	-	-	-	-	-
MOOE	2,100,000.00	7,908,000.00	10,008,000.00	1,270,824.43	1,389,510.74	2,589,963.19	4,751,720.84	10,002,019.20	1,270,824.43	1,389,510.74	2,589,963.19	4,751,720.84	10,002,019.20	5,980.80	-	-
CO	-	-	-	-	-	-	-	-	-	-	-	-	-	-	-	-
REGION 11 (Consolidated)	94,750,370.08	20,939,010.00	115,689,380.08	14,581,302.99	19,702,004.69	23,671,874.81	57,289,566.56	115,244,749.05	14,581,302.99	19,702,004.69	23,671,874.81	54,784,881.26	112,740,063.75	444,631.03	2,504,685.30	-
PS	-	-	-	-	-	-	-	-	-	-	-	-	-	-	-	-
MOOE	94,750,370.08	20,939,010.00	115,689,380.08	14,581,302.99	19,702,004.69	23,671,874.81	57,289,566.56	115,244,749.05	14,581,302.99	19,702,004.69	23,671,874.81	54,784,881.26	112,740,063.75	444,631.03	2,504,685.30	-
CO	-	-	-	-	-	-	-	-	-	-	-	-	-	-	-	-
REGION 11 (RO)	22,527,600.00	-	22,527,600.00	1,919,620.08	4,358,828.84	5,057,602.95	10,906,908.25	22,242,960.12	1,919,620.08	4,358,828.84	5,057,602.95	10,906,908.25	22,242,960.12	284,639.88	-	-
PS	-	-	-	-	-	-	-	-	-	-	-	-	-	-	-	-
MOOE	22,527,600.00	-	22,527,600.00	1,919,620.08	4,358,828.84	5,057,602.95	10,906,908.25	22,242,960.12	1,919,620.08	4,358,828.84	5,057,602.95	10,906,908.25	22,242,960.12	284,639.88	-	-
CO	-	-	-	-	-	-	-	-	-	-	-	-	-	-	-	-
Davao National Agricultural School	7,790,000.00	20,939,010.00	28,729,010.00	3,382,414.65	4,177,978.98	7,037,805.95	14,130,802.05	28,729,001.63	3,382,414.65	4,177,978.98	7,037,805.95	11,626,116.75	26,224,316.33	8.37	2,504,685.30	-



SUMMARY OF APPROVED BUDGET, UTILIZATIONS, DISBURSEMENTS AND BALANCES BY OBJECT OF EXPENDITURES
 (For Off- Budgetary Funds)
 As at the Quarter Ending December 31, 2021

Department : Department of Trade and Industry (DTI)
 Agency/Entity : Technical Education and Skills Development Authority
 Operating Unit : CONSOLIDATED REPORT
 Organization Code (UACS) : 22 009 0100000
 Fund Cluster : 06 Business Related Funds

	Approved Budget			Utilizations					Disbursements					Balances		
	Approved Budgeted Revenue	Adjustments (Reductions, Modifications/ Augmentations)	Adjusted Budgeted Revenue	1st Quarter	2nd Quarter	3rd Quarter	4th Quarter	Total	1st Quarter	2nd Quarter	3rd Quarter	4th Quarter	Total	Unutilized Budget	Unpaid Utilizations	
				Ending March 31	Ending June 30	Ending Sept. 30	Ending Dec. 31		Ending March 31	Ending June 30	Ending Sept. 30	Ending Dec. 31			Due and Demandable/ Accounts Payable	Not Yet Due and Demandable
3	4	5=[3+(-)4]	6	7	8	9	10=(6+7+8+9)	11	12	13	14	15=(11+12+13+14)	16=(5-10)	17	18	
PS	-	-	-	-	-	-	-	-	-	-	-	-	-	-	-	-
MOOE	7,790,000.00	20,939,010.00	28,729,010.00	3,382,414.65	4,177,978.98	7,037,805.95	14,130,802.05	28,729,001.63	3,382,414.65	4,177,978.98	7,037,805.95	11,626,116.75	26,224,316.33	8.37	2,504,685.30	-
CO	-	-	-	-	-	-	-	-	-	-	-	-	-	-	-	-
Lupon School of Fishereis	18,670,307.65	-	18,670,307.65	3,329,584.62	3,137,481.34	3,585,722.20	8,617,519.49	18,670,307.65	3,329,584.62	3,137,481.34	3,585,722.20	8,617,519.49	18,670,307.65	-	-	-
PS	-	-	-	-	-	-	-	-	-	-	-	-	-	-	-	-
MOOE	18,670,307.65	-	18,670,307.65	3,329,584.62	3,137,481.34	3,585,722.20	8,617,519.49	18,670,307.65	3,329,584.62	3,137,481.34	3,585,722.20	8,617,519.49	18,670,307.65	-	-	-
CO	-	-	-	-	-	-	-	-	-	-	-	-	-	-	-	-
Carmelo de los Cientos, Sr. National Trade School	31,566,500.00	-	31,566,500.00	3,134,870.24	4,569,482.81	5,586,706.17	18,115,458.00	31,406,517.22	3,134,870.24	4,569,482.81	5,586,706.17	18,115,458.00	31,406,517.22	159,982.78	-	-
PS	-	-	-	-	-	-	-	-	-	-	-	-	-	-	-	-
MOOE	31,566,500.00	-	31,566,500.00	3,134,870.24	4,569,482.81	5,586,706.17	18,115,458.00	31,406,517.22	3,134,870.24	4,569,482.81	5,586,706.17	18,115,458.00	31,406,517.22	159,982.78	-	-
CO	-	-	-	-	-	-	-	-	-	-	-	-	-	-	-	-
Wangan National Agricultural School	14,195,962.43	-	14,195,962.43	2,814,813.40	3,458,232.72	2,404,037.54	5,518,878.77	14,195,962.43	2,814,813.40	3,458,232.72	2,404,037.54	5,518,878.77	14,195,962.43	-	-	-
PS	-	-	-	-	-	-	-	-	-	-	-	-	-	-	-	-
MOOE	14,195,962.43	-	14,195,962.43	2,814,813.40	3,458,232.72	2,404,037.54	5,518,878.77	14,195,962.43	2,814,813.40	3,458,232.72	2,404,037.54	5,518,878.77	14,195,962.43	-	-	-
CO	-	-	-	-	-	-	-	-	-	-	-	-	-	-	-	-
REGION 12 (CONSOLIDATION)	17,892,544.86	21,093,999.30	38,986,544.16	6,689,188.29	5,674,052.55	9,326,889.43	17,296,413.89	38,986,544.16	6,573,476.28	5,789,764.56	9,326,889.43	17,296,413.89	38,986,544.16	-	-	-
PS	-	-	-	-	-	-	-	-	-	-	-	-	-	-	-	-
MOOE	17,892,544.86	20,816,308.19	38,708,853.05	6,689,188.29	5,563,399.43	9,316,270.72	17,139,994.61	38,708,853.05	6,573,476.28	5,679,111.44	9,316,270.72	17,139,994.61	38,708,853.05	-	-	-
CO	-	277,691.11	277,691.11	-	110,653.12	10,618.71	156,419.28	277,691.11	-	110,653.12	10,618.71	156,419.28	277,691.11	-	-	-
REGION 12 (RO)	8,312,000.00	8,960,489.93	17,272,489.93	3,047,225.65	2,568,769.02	3,454,517.85	8,201,977.41	17,272,489.93	3,047,225.65	2,568,769.02	3,454,517.85	8,201,977.41	17,272,489.93	-	-	-
PS	-	-	-	-	-	-	-	-	-	-	-	-	-	-	-	-
MOOE	8,312,000.00	8,682,798.82	16,994,798.82	3,047,225.65	2,458,115.90	3,443,899.14	8,045,558.13	16,994,798.82	3,047,225.65	2,458,115.90	3,443,899.14	8,045,558.13	16,994,798.82	-	-	-
CO	-	277,691.11	277,691.11	-	110,653.12	10,618.71	156,419.28	277,691.11	-	110,653.12	10,618.71	156,419.28	277,691.11	-	-	-
Surallah National Agricultural School	6,054,294.23	-	6,054,294.23	115,712.01	952,802.33	1,847,222.03	3,138,557.86	6,054,294.23	-	1,068,514.34	1,847,222.03	3,138,557.86	6,054,294.23	-	-	-
PS	-	-	-	-	-	-	-	-	-	-	-	-	-	-	-	-
MOOE	6,054,294.23	-	6,054,294.23	115,712.01	952,802.33	1,847,222.03	3,138,557.86	6,054,294.23	-	1,068,514.34	1,847,222.03	3,138,557.86	6,054,294.23	-	-	-
CO	-	-	-	-	-	-	-	-	-	-	-	-	-	-	-	-
General Santos National School of Arts and Crafts	3,526,250.63	12,133,509.37	15,659,760.00	3,526,250.63	2,152,481.20	4,025,149.55	5,955,878.62	15,659,760.00	3,526,250.63	2,152,481.20	4,025,149.55	5,955,878.62	15,659,760.00	-	-	-
PS	-	-	-	-	-	-	-	-	-	-	-	-	-	-	-	-
MOOE	3,526,250.63	12,133,509.37	15,659,760.00	3,526,250.63	2,152,481.20	4,025,149.55	5,955,878.62	15,659,760.00	3,526,250.63	2,152,481.20	4,025,149.55	5,955,878.62	15,659,760.00	-	-	-
CO	-	-	-	-	-	-	-	-	-	-	-	-	-	-	-	-
REGION 13 (CONSOLIDATION)	18,943,073.31	44,885,072.50	63,828,145.81	6,647,598.07	13,425,381.30	20,219,635.84	23,439,985.98	63,732,601.19	6,332,398.07	13,740,581.30	20,219,635.84	22,396,130.56	62,688,745.77	95,544.62	1,043,855.42	-
PS	-	-	-	-	-	-	-	-	-	-	-	-	-	-	-	-
MOOE	18,943,073.31	44,885,072.50	63,828,145.81	6,647,598.07	13,425,381.30	20,219,635.84	23,439,985.98	63,732,601.19	6,332,398.07	13,740,581.30	20,219,635.84	22,396,130.56	62,688,745.77	95,544.62	1,043,855.42	-
CO	-	-	-	-	-	-	-	-	-	-	-	-	-	-	-	-
REGION 13 (RO)	11,106,651.00	-	11,106,651.00	881,890.00	2,084,530.00	6,058,645.00	1,986,387.00	11,011,452.00	601,890.00	2,364,530.00	6,058,645.00	1,986,387.00	11,011,452.00	95,199.00	-	-
PS	-	-	-	-	-	-	-	-	-	-	-	-	-	-	-	-
MOOE	11,106,651.00	-	11,106,651.00	881,890.00	2,084,530.00	6,058,645.00	1,986,387.00	11,011,452.00	601,890.00	2,364,530.00	6,058,645.00	1,986,387.00	11,011,452.00	95,199.00	-	-
CO	-	-	-	-	-	-	-	-	-	-	-	-	-	-	-	-

CONSOLIDATED FAR 2_FY 2021_fmal

OFFICE OF THE AUDITOR
 T E S D A⁶
 RECEIVED BY: *T-11*
 DATE: *3-28-22*
 TIME: *3:00*

SUMMARY OF APPROVED BUDGET, UTILIZATIONS, DISBURSEMENTS AND BALANCES BY OBJECT OF EXPENDITURES
 (For Off- Budgetary Funds)
 As at the Quarter Ending December 31, 2021

FAR No. 2

Department : Department of Trade and Industry (DTI)
 Agency/Entity : Technical Education and Skills Development Authority
 Operating Unit : CONSOLIDATED REPORT
 Organization Code (UACS) : 22 009 0100000
 Fund Cluster : 06 Business Related Funds

	Approved Budget			Utilizations					Disbursements					Balances		
	Approved Budgeted Revenue	Adjustments (Reductions, Modifications/ Augmentations)	Adjusted Budgeted Revenue	1st Quarter	2nd Quarter	3rd Quarter	4th Quarter	Total	1st Quarter	2nd Quarter	3rd Quarter	4th Quarter	Total	Unutilized Budget	Unpaid Utilizations	
				Ending March 31	Ending June 30	Ending Sept. 30	Ending Dec. 31		Ending March 31	Ending June 30	Ending Sept. 30	Ending Dec. 31			Due and Demandable/ Accounts Payable	Not Yet Due and Demandable
3	4	5=[3+(-)4]	6	7	8	9	10=(6+7+8+9)	11	12	13	14	15=(11+12+13+14)	16=(5-10)	17	18	
Northern Mindanao School of Fisheries	4,360,788.31	29,724,450.50	34,085,238.81	4,360,788.31	5,908,827.85	9,119,903.79	14,695,718.86	34,085,238.81	4,360,788.31	5,908,827.85	9,119,903.79	14,695,718.86	34,085,238.81	-	-	-
PS	-	-	-	-	-	-	-	-	-	-	-	-	-	-	-	-
MOOE	4,360,788.31	29,724,450.50	34,085,238.81	4,360,788.31	5,908,827.85	9,119,903.79	14,695,718.86	34,085,238.81	4,360,788.31	5,908,827.85	9,119,903.79	14,695,718.86	34,085,238.81	-	-	-
CO	-	-	-	-	-	-	-	-	-	-	-	-	-	-	-	-
Agusan del Sur School of Arts and Trade	2,286,512.00	-	2,286,512.00	261,865.00	624,827.20	1,396,362.48	3,111.70	2,286,166.38	226,665.00	660,027.20	1,396,362.48	3,111.70	2,286,166.38	345.62	-	-
PS	-	-	-	-	-	-	-	-	-	-	-	-	-	-	-	-
MOOE	2,286,512.00	-	2,286,512.00	261,865.00	624,827.20	1,396,362.48	3,111.70	2,286,166.38	226,665.00	660,027.20	1,396,362.48	3,111.70	2,286,166.38	345.62	-	-
CO	-	-	-	-	-	-	-	-	-	-	-	-	-	-	-	-
Surigao del Norte College of Agriculture	1,189,122.00	15,160,622.00	16,349,744.00	1,143,054.76	4,807,196.25	3,644,724.57	6,754,768.42	16,349,744.00	1,143,054.76	4,807,196.25	3,644,724.57	5,710,913.00	15,305,888.58	-	1,043,855.42	-
PS	-	-	-	-	-	-	-	-	-	-	-	-	-	-	-	-
MOOE	1,189,122.00	15,160,622.00	16,349,744.00	1,143,054.76	4,807,196.25	3,644,724.57	6,754,768.42	16,349,744.00	1,143,054.76	4,807,196.25	3,644,724.57	5,710,913.00	15,305,888.58	-	1,043,855.42	-
CO	-	-	-	-	-	-	-	-	-	-	-	-	-	-	-	-

Certified Correct:
[Signature]
SHARON S. ESTIGON
 Chief, Budget Division
 Date:

Certified Correct:
[Signature]
GARRIEL M. SAUGON
 OIC, Accounting Division
 Date:

Recommending Approval:
[Signature]
MA. MAGDALENA P. BUTAD
 Director IV, FMS
 Date:

Approved:
[Signature]
SEC. SIDRO S. LAPEÑA, PhD., CSEE
 Director General
 Date: